

# Ducloset Doble

<b>2x 30-45 kg</b> 66 - 99 lbs	<b>12</b>	15 - 30mm 5/8" - 1" 1/8"	44 29
-----------------------------------	-----------	-----------------------------	----------

Peso máx. puerta / Peso max. porta / Max. Door weight: **30-45 kg / 66 - 99 lbs**  
 Dos puertas / Duas portas / Two doors: **12**  
 Espesor Madera / Espessura Madeira / Wood Thickness: **15 - 30mm / 5/8" - 1" 1/8"**  
 Riel U-20 / Trilho U-20 / Carrier track U-20: **44 / 29**

**≥32mm**  
≥1" 1/4

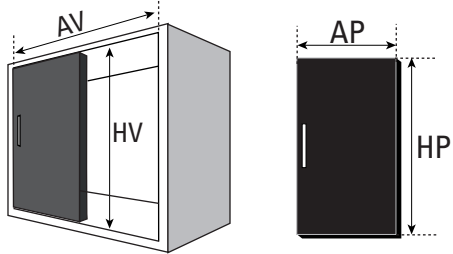
Perfil aluminio / Perfil aluminio / Aluminum profile

Componentes / Componentes / Components

(x2) (x2) (x1)

(x1) (x1)

A(x18) - 8x5/8"



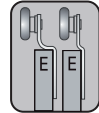
$AP = AV/2 + 15$

$HP = HV - 48$

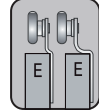
mm	Decimal inches	Aprox Fraction	mm	Decimal inches	Aprox Fraction
1	0.0394	3/64	6	0.2362	15/64
2	0.0787	5/64	7	0.2756	9/32
3	0.1181	1/8	8	0.3150	5/16
4	0.1575	5/32	9	0.3543	23/64
5	0.1969	13/64	10	0.3937	25/64

Todas las medidas expresadas en milímetros / Todas as medidas estão em milímetros / All measurements in millimeters.

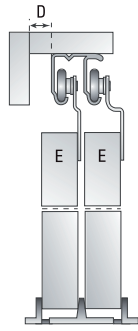
1



$15 \geq E \leq 20$



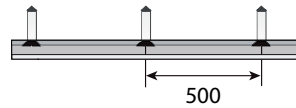
$21 \geq E \leq 30$



E	D
15	0
18	0
20	0
22	8
25	11
27	13
30	15

2

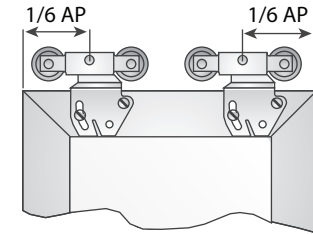
2.1



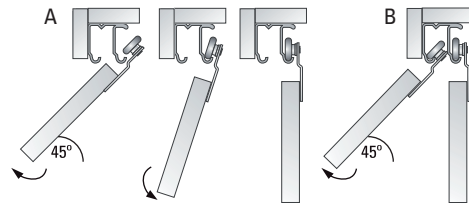
\* No incluido.  
\* Não incluido.  
\* Not included.



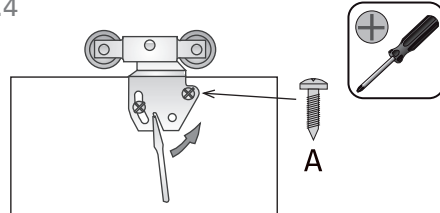
2.2



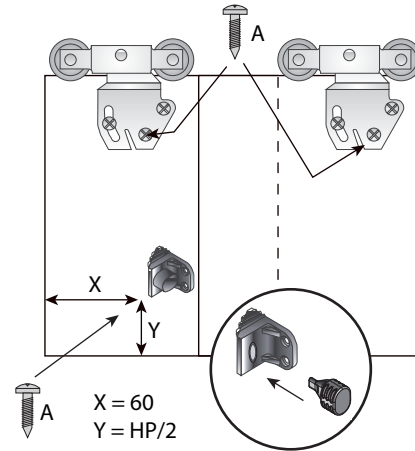
2.3



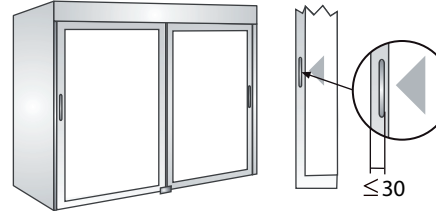
2.4



2.5

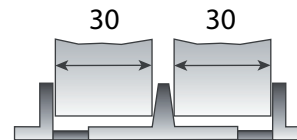
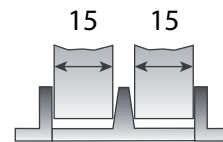
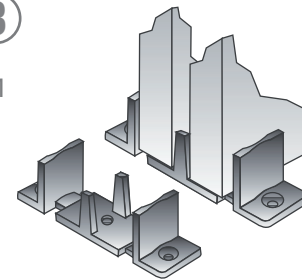


2.6



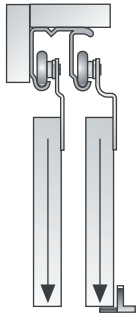
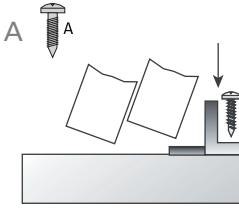
3

3.1

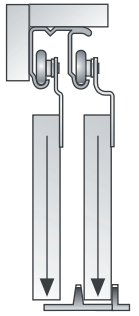
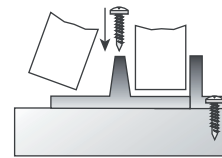


3.2

3 A



3 B



3 C

