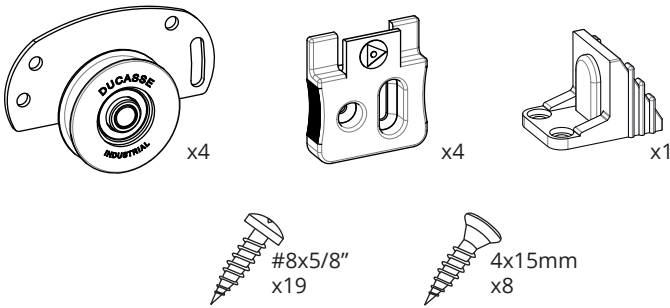


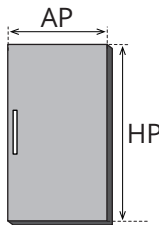
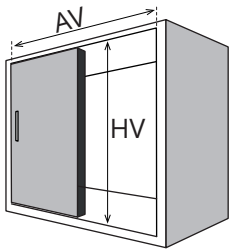
D-52

2x 15-50kg 33 - 110lbs Peso puerta Peso porta Door weight	12 Dos puertas Duas portas Two doors	$\geq 15\text{mm}$ $\geq 5/8"$ Espesor Madera Espessura Madeira Wood Thickness	650 Ancho mínimo Largura mínima Minimum width	$\geq 55\text{mm}$
16 Riel AL D-52 Trilho AL D-52 Carrier track D-52	16.9 Guía AL D-52 Guia AL D-52 Guide track D-52 AL	Kit AL D-52		

COMPONENTES / COMPONENTES / COMPONENTS



Herramientas necesarias

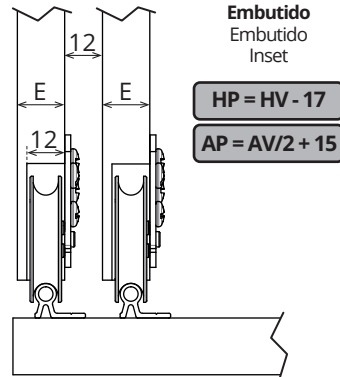
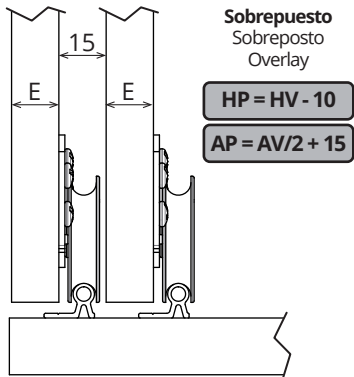


AV = Ancho Vano
Largura do vão
Opening Width

HV = Altura Vano
Altura do vão
Opening Height

AP = Ancho Puerta
Largura da porta
Door Width


HP = Altura Puerta
Altura da porta
Door Height



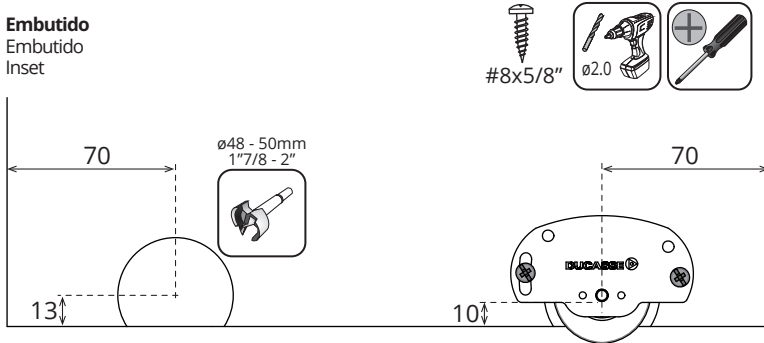
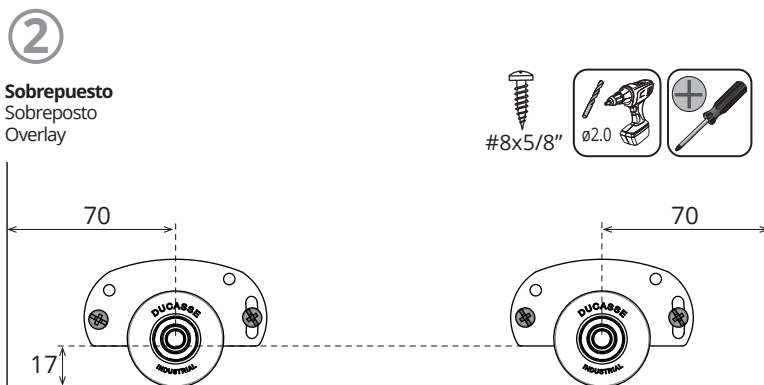
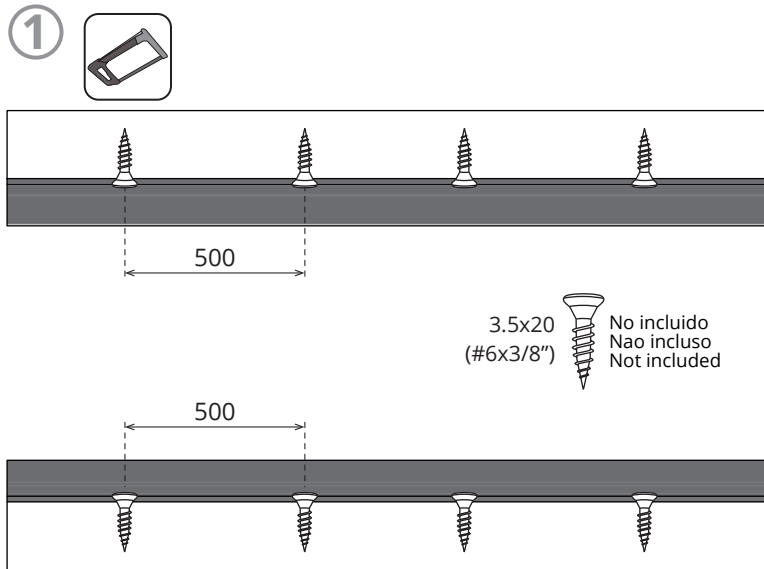
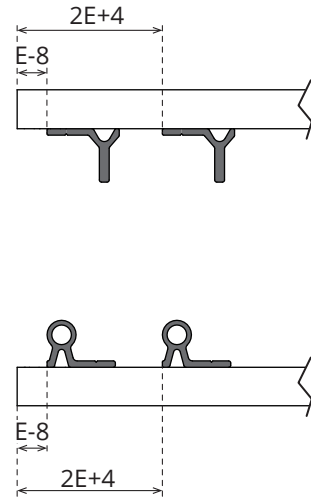
Todas las medidas expresadas en milímetros
Todas as medidas estão em milímetros.
All measurements in millimeters.

mm	Decimal inches	Aprox Fraction	mm	Decimal inches	Aprox Fraction
1	0.0394	3/64	6	0.2362	15/64
2	0.0787	5/64	7	0.2756	9/32
3	0.1181	1/8	8	0.3150	5/16
4	0.1575	5/32	9	0.3543	23/64
5	0.1969	13/64	10	0.3937	25/64

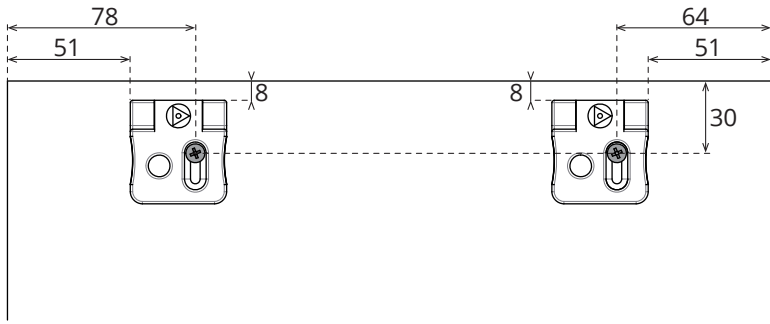
Sobrepuesto Sobreposto Overlay



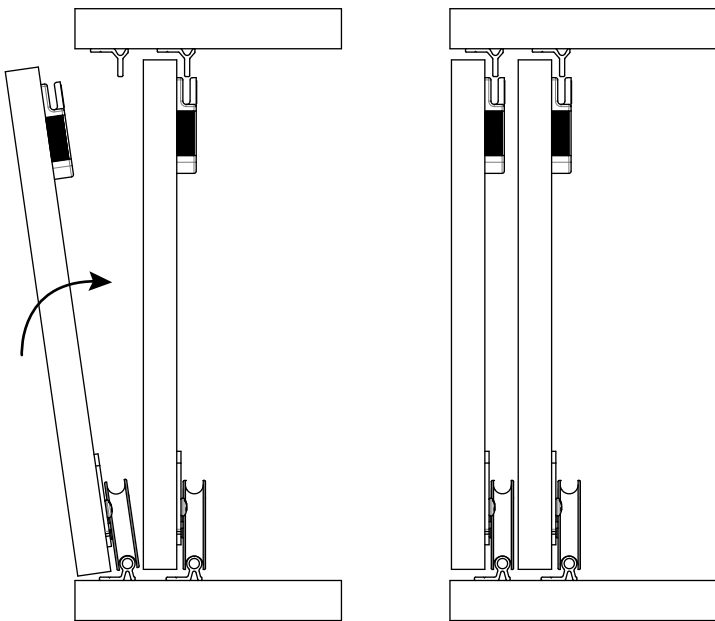
Embutido Embutido Inset



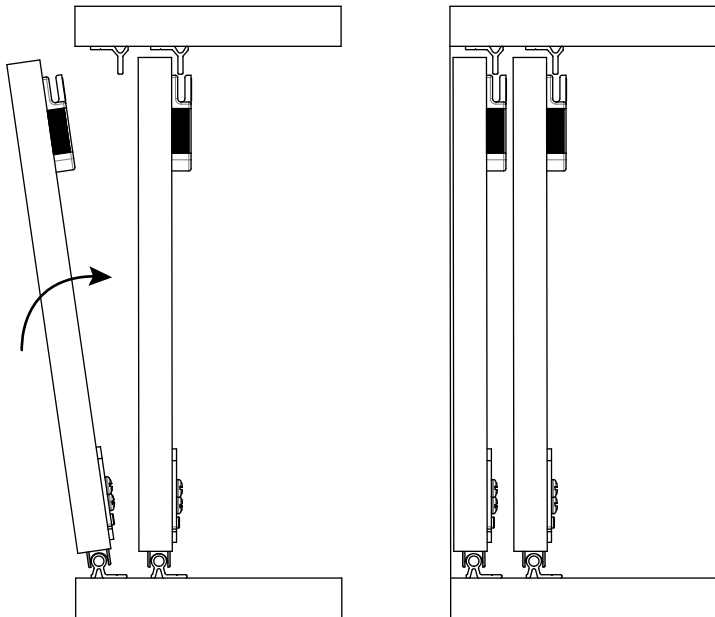
3 Sobrepuesto / Embutido
Sobreposto / Embutido
Overlay / Inset



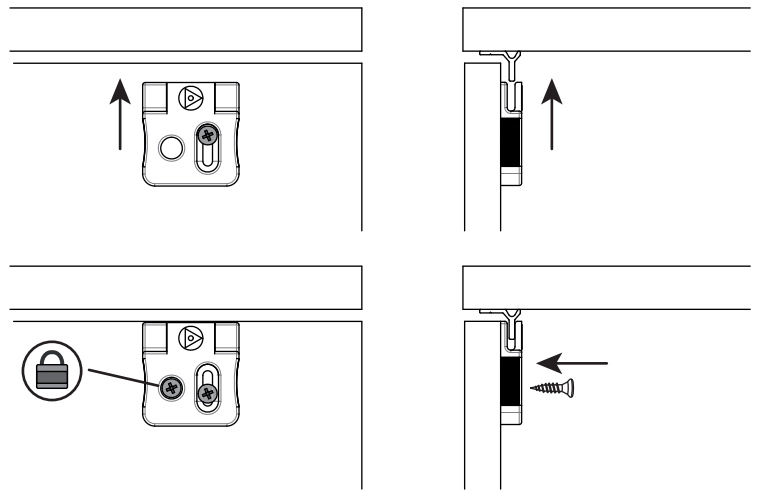
4 Sobrepuesto
Sobreposto
Overlay



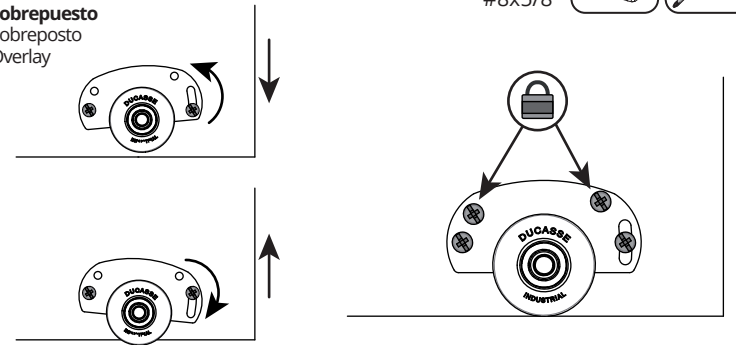
Embutido
Embutido
Inset



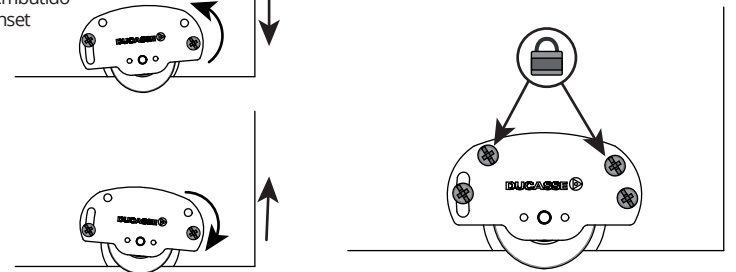
5 Sobrepuesto / Embutido
Sobreposto / Embutido
Overlay / Inset



6 Sobrepuesto
Sobreposto
Overlay



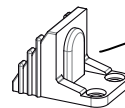
Embutido
Embutido
Inset



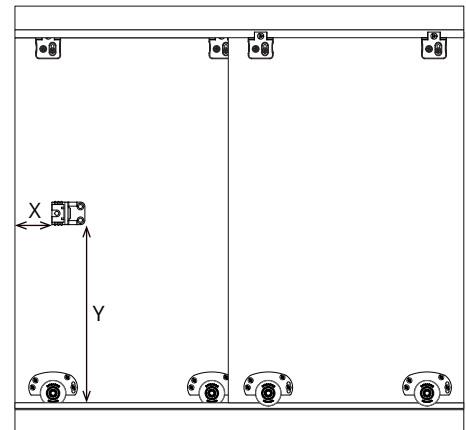
7



#8x5/8"



X = 60
Y = HP/2



V041224